

LSV48 SA085-18: Pneumatic angle grinder

8423 0132 06


[Create PDF sheet](#)
[Request information](#)

Contact

[Send an email](#)

QUICK LINKS

[Brochures and catalogues](#)
[Product information](#)
[Service](#)
[Related products](#)
[Safety instructions](#)
[Eco Design](#)

This is one powerful package. The LSV48 is 30% lighter than a conventional vertical grinder and 30% more powerful. This combination (less weight and more power) translates into productivity gains of up to 30% and some real hard-cash savings. Add ergonomic design and overspeed protection and you'll understand why the LSV48 provides its owners with a serious competitive edge.

Features & benefits

- Superior power (up to 1,9 kW)
- Spindle lock
- Lubrication free
- Auto balancer
- Low vibrations
- Turbo 13 whip hose
- Anti-vibration support handle
- Low spindle height for great accessibility
- Angled back handle for minimum wrist strain

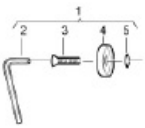
Technical data

 Units: [Metric](#) [Imperial](#)

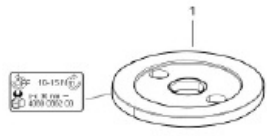
Technical Specifications	
Model type	Angle
Max Free Speed	8500 r/min
Max output	1.9 kW
Weight	2.7 kg
Spindle thread and length	M14x9
Height over spindle	88 mm
Air consumption at max output	36 l/s
Air consumption at free speed	17 l/s
Motor type	Vane
Rec hose size	16 mm
For wheel diameter DxTxH	180x7x22 mm
Sound standard	ISO15744
Sound pressure	87 dB(A)
Sound power	98 dB(A)
Air inlet thread BSP	1/4 inch
Sound uncertainty	3 dB(A)

Vibration standard	ISO28927-1
Vibration value	3.9 m/s ²
Vibration uncertainty	0.9 m/s ²
Obsolete vibration standard	ISO8662-4
Obsolete Vibration value	<2.5 m/s ²

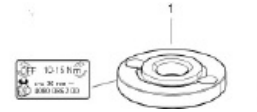
Included accessories with this product



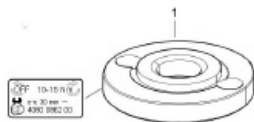
Locking kit.
4170 1188 94



Flange washer
Cut off wheels
4150 1160 05



Flange washer
4150 1160 02



Flange nut
For cut off wheels
4150 1160 05



Hose kit
TURBO16, 5/8", L = 0.5 m
8202 1181 85



Face spanner
30/5.9mm
4080 0862 00



Grease refill
10 ml
4080 1099 80



Allen key
4 mm
0902 0112 00

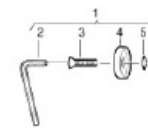
Locking kit spindle
4150 1786 81



Flange washer
Ø40 mm
4150 1160 02



Flange washer
Cut off wheels Ø56 mm
4150 1160 05



Locking kit.
4170 1188 91

Spare parts lists, Dimensional drawings, Exploded Views, Service Instructions, etc.



Below you find links to Atlas Copco ServAid application, where you find spare parts list and product instructions and a link to the Dimensional Drawing archive where you can find 2D and 3D drawings in PDF, DXF and IGS format.

[Spare part lists](#) with exploded view

[Product Instructions](#)

[Dimensional drawings](#)

Atlas Copco Service





The Leader in tool maintenance for industry Atlas Copco service is a proven cost-saver in your production. The savings you can expect from running a service program depend on the type of production you have in your plant. Many factors are taken into consideration, including: Line assembly, work at fixed stations, frequency of tool use, tool types, applications, and work environment.

Repair Service



With today's high demands on minimizing downtime for our customers, we focus on specialized workshops that can handle quick repairs and complete overhauls in the most cost-efficient way. To do that we keep a large inventory of spare parts in stock, and we have upgraded with factory fixtures and test equipment to increase our efficiency. With all this, plus certified mechanics dedicated to specific tool models, we've minimized lead times and improved the quality of each repair. After service all tools are rigorously tested to Atlas Copco specifications.

[Read more about Repair Service](#)

Atlas Copco ToolScan



Atlas Copco ToolScan™ report informs you of the status of your air tools and air supply at each workstation. The service is carried out by a highly experienced certified technician and covers the following areas: A report informing you of the status of your air supply and tools, including recommendations for improvements.

AirScan of the air supply at each workstation.

Status and performance check of the tools

Other services can be added.

You can then, together with your team, decide the next step without a binding agreement.

[Read more about Atlas Copco ToolScan™](#)

Energy Efficiency Audit



A huge amount of energy is wasted due to leaks in compressed air systems. Capacity losses of up to 20% are common in many installations. During an Energy Efficiency Audit Atlas Copco checks the static and dynamic pressure for your air tools on the line. The pressure drop is measured and documented and a visual inspection of the air installation is performed. Based on the information acquired, using the Energy Efficiency Calculator, Atlas Copco recommends the correct installation in terms of air line accessories and various other aspects.

[Read more about Energy efficiency Audit](#)

Preventive Maintenance





Like other machines, Atlas Copco industrial power tools need regular maintenance in order to fulfill their full potential in terms of performance and reliability. Different agreements are available, tailored to your needs. We offer maintenance both on-site or off-site, or a combination.

[Read more about Preventive Maintenance](#)

Full Coverage Service



Our Full Coverage option keeps your power tools in top operating condition and gives you a fixed budget for all tool maintenance. Other services can be added. To develop the optimum service program for your specific manufacturing operation, take advantage of our unique ToolScan RCM process.

Full Coverage includes:

- Repair, including parts
- Calibration
- Preventive maintenance program
- On-site/off-site options
- Other services can be added

[Read more about Full Coverage service](#)

Outsourcing solutions

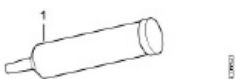


We have extensive experience of outsourcing solutions and currently have more than 75 on-site workshops. These are examples of the areas we cover: [Read](#)

- Preventive maintenance, repair and calibration of all brands and types of tools.
- Installation and start-up support.
- Service management system, including developing Key Performance Indicators.
- Line and process support.
- Back-up tool/equipment and spare parts management.
- Other customer requests.

[more about Outsourcing Solutions](#)

Accessories



Grease gun kit



Hose

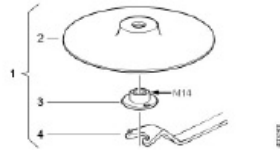
Productivity kit

Gun + Grease 60 ml urethyn GE
00
0909 1002 90



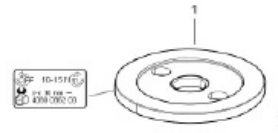
MultiFlex
Swivelling type, BSP
8202 1350 24

15 m Ø38
4150 1532 91



Backing pad compl.
7" Spiralcool, for M14
4170 1192 91

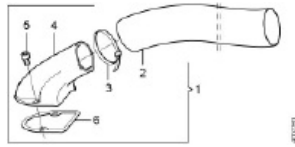
MIDI Optimizer F/RD EQ10-T16
8202 0850 12



Flange washer
Cut off wheels
4150 1160 05



Face spanner
30/5.9mm
4080 0862 00



Exhaust duct, compl.
4150 2049 90

Flange washer
M14
4175 0893 01



Flange washer
Cut off wheels Ø56 mm
4150 1160 05

Backing pad compl.
7" Spiralcool, for M14
4170 1192 91

Safety Information



To operate tools safely, always read and follow all Safety Information and Product Instructions. All locally legislated safety rules regarding installation, operation and maintenance must be respected at all times.

[Safety Information](#)
[Product Instructions](#)

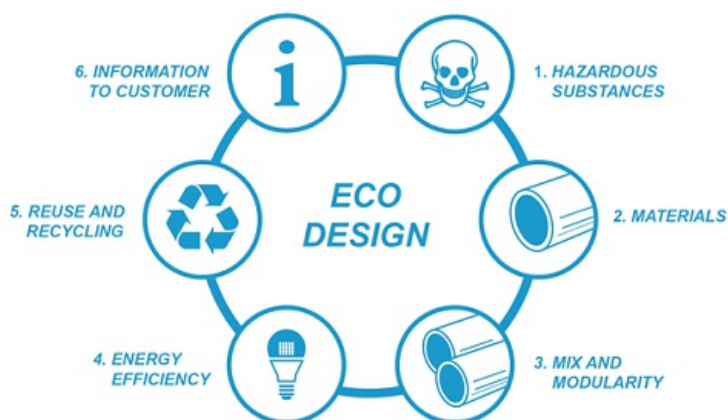


Eco Design and environmental aspects of product development is nothing new to us. Atlas Copco has a history of developing modular tools with a

deep respect for materials and natural resources used in the products. We always strive to maximize the functionality of the product and at the same time minimize the energy consumption to make sure the environmental impact is as low as possible. By developing accurate tools we make sure the customer never has to waste time or energy to re-do an operation. For battery tools we also have the option to connect multiple tools to one controller and thereby decrease the standby energy consumption considerably.

Eco Design is all about minimizing a product's environmental impact during its entire life-cycle, including extraction of raw materials, manufacturing, customer usage and recycling while maximizing the productivity.

Our approach to Eco Design



Within Industrial Technique we approach Eco Design from six different areas. These form the core of the Eco Design review performed in each product development project. This procedure helps define Eco Design targets early in the project.

- 1. HAZARDOUS SUBSTANCES**
We avoid hazardous substances and materials listed on the Atlas Copco Restricted & Prohibited list.
- 2. MATERIALS**
We use materials and structural features to minimize the product's weight and invest in strong, durable materials to protect the product.
- 3. MIX AND MODULARITY**
We avoid mixing materials since blends inhibit recycling and consider fastening methods to facilitate disassembly.
- 4. ENERGY**
We consider how the final product will be used in order to minimize energy and resource consumption in the use phase, in production and during transportation.
- 5. REUSE AND RECYCLING**
We design with recycling in mind. We promote repair and upgrading, especially for long lasting and system-dependent products. To increase the customer's awareness regarding the importance of recycling, we are now including Recycling Instructions in the Product Information (PI).
- 6. INFORMATION CUSTOMER**
We prepare for upgrading, maintenance and recycling, through labelling, modularization and information in the product information.

This is how we do Sustainable Productivity in practice!